



PRODUCT GUIDE

2nd Edition | August 2020

Seamless Access to Global Trading Opportunities | www.zfx.com



Seamless Access To Global Trading Opportunities

Zeal group of companies (collectively Zeal Group) is a business portfolio comprising regulated financial institutions (trading as ZFX) and fintech companies specializing in multi-asset liquidity solutions in regulated markets backed by proprietary technology, with a presence in all major global locations.

Founded by a group of veteran traders with decades-long experience in the industry, who not only share appreciation for the complexity the world of financial trading itself may present, but also have the expertise and commitment to change the industry for the better, ZFX has set its goal to deliver the next level of multi-asset trading services to retail and institutional investors alike.

ZFX Product Guide

For the convenience of our customers, this guide provides an overview of contract specifications.

RANGE OF MARKETS

FX	4
Precious Metals	11
Commodities CFDs	13
Indices CFDs	16
Shares CFDs	19

TRADING CONDITIONS GUIDE	22
---------------------------------	----

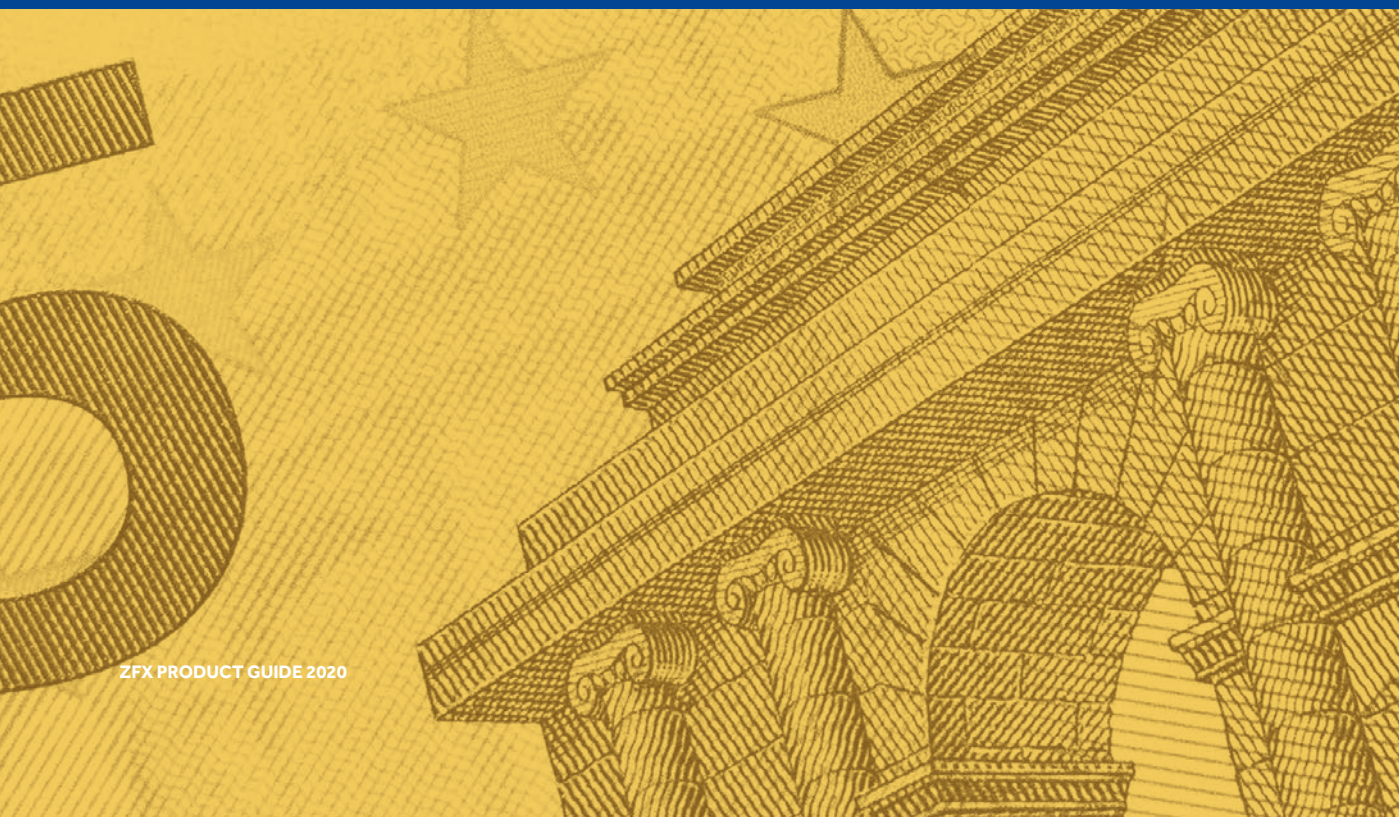
CONTACT INFORMATION	26
----------------------------	----

RISK WARNING	26
---------------------	----

FX

ZFX's offer comprises major, minor and emerging FX/ currency, allowing you to trade around the clock and take advantage of opportunities all over the world.

We also provide exclusive research on these assets to help you optimize your strategy.



Mini Account FX Trading Conditions

Symbol	Trading Product Name			Typical Spread	Commission (USD/Standard Lot)	Min.Initial Margin	Max.Leverage	Hedged Position Margin Requirement	Maintenance Margin	Contract Size per Standard Lot	Min.Stop Loss / Limit Order Distance	Min. / Max.Trade Size in Standard Lot	Min.Trade Size Increment	Tick Size
EURUSDmin	Euro	vs	US Dollar	0.00015	0	0.05%	1:2000	0%	0.05%	10,000	2	0.1 / 100	0.1	0.00001
USDJPYmin	US Dollar	vs	Japanese Yen	0.015	0	0.05%	1:2000	0%	0.05%	10,000	2	0.1 / 100	0.1	0.001
GBPUSDmin	British Pound	vs	US Dollar	0.00019	0	0.05%	1:2000	0%	0.05%	10,000	4	0.1 / 100	0.1	0.00001
USDCHFmin	US Dollar	vs	Swiss Franc	0.00019	0	0.05%	1:2000	0%	0.05%	10,000	3	0.1 / 100	0.1	0.00001
USDCADmin	US Dollar	vs	Canadian Dollar	0.00019	0	0.05%	1:2000	0%	0.05%	10,000	3	0.1 / 100	0.1	0.00001
AUDUSDmin	Australian Dollar	vs	US Dollar	0.00023	0	0.05%	1:2000	0%	0.05%	10,000	3	0.1 / 100	0.1	0.00001
NZDUSDmin	New Zealand Dollar	vs	US Dollar	0.00018	0	0.05%	1:2000	0%	0.05%	10,000	3	0.1 / 100	0.1	0.00001
EURJPYmin	Euro	vs	Japanese Yen	0.018	0	0.05%	1:2000	0%	0.05%	10,000	5	0.1 / 100	0.1	0.001
GBPJPYmin	British Pound	vs	Japanese Yen	0.024	0	0.05%	1:2000	0%	0.05%	10,000	10	0.1 / 100	0.1	0.001
AUDJPYmin	Australian Dollar	vs	Japanese Yen	0.022	0	0.05%	1:2000	0%	0.05%	10,000	5	0.1 / 100	0.1	0.001
CADJPYmin	Canadian Dollar	vs	Japanese Yen	0.023	0	0.05%	1:2000	0%	0.05%	10,000	5	0.1 / 100	0.1	0.001
EURGBPmin	Euro	vs	British Pound	0.00028	0	0.05%	1:2000	0%	0.05%	10,000	5	0.1 / 100	0.1	0.00001
EURAUDmin	Euro	vs	Australian Dollar	0.00032	0	0.05%	1:2000	0%	0.05%	10,000	5	0.1 / 100	0.1	0.00001
GBPAUDmin	British Pound	vs	Australian Dollar	0.00027	0	0.05%	1:2000	0%	0.05%	10,000	10	0.1 / 100	0.1	0.00001
NZDCADmin	New Zealand Dollar	vs	Canadian Dollar	0.00056	0	0.05%	1:2000	0%	0.05%	10,000	10	0.1 / 100	0.1	0.00001
EURCADmin	Euro	vs	Canadian Dollar	0.00026	0	0.05%	1:2000	0%	0.05%	10,000	10	0.1 / 100	0.1	0.00001
GBPCADmin	British Pound	vs	Canadian Dollar	0.00036	0	0.05%	1:2000	0%	0.05%	10,000	10	0.1 / 100	0.1	0.00001
USDCNHmin	US Dollar	vs	Chinese Yuan (offshore)	0.00232	0	0.05%	1:2000	0%	0.05%	10,000	24	0.1 / 100	0.1	0.00001
EURTRYmin	Euro	vs	Turkish Lira	0.0052	0	0.05%	1:2000	0%	0.05%	10,000	20	0.1 / 100	0.1	0.00001
USDTRYmin	US Dollar	vs	Turkish Lira	0.0082	0	0.05%	1:2000	0%	0.05%	10,000	20	0.1 / 100	0.1	0.00001
AUDCADmin	Australian Dollar	vs	Canadian Dollar	0.00026	0	0.05%	1:2000	0%	0.05%	10,000	6	0.1 / 100	0.1	0.00001
AUDNZDmin	Australian Dollar	vs	New Zealand	0.00036	0	0.05%	1:2000	0%	0.05%	10,000	8	0.1 / 100	0.1	0.00001
AUDCHFmin	Australian Dollar	vs	Swiss Franc	0.00026	0	0.05%	1:2000	0%	0.05%	10,000	6	0.1 / 100	0.1	0.00001
CADCHFmin	Canadian Dollar	vs	Swiss Franc	0.0003	0	0.05%	1:2000	0%	0.05%	10,000	7	0.1 / 100	0.1	0.00001
CHFJPYmin	Swiss Franc	vs	Japanese Yen	0.026	0	0.05%	1:2000	0%	0.05%	10,000	6	0.1 / 100	0.1	0.001
EURCHFmin	Euro	vs	Swiss Franc	0.00021	0	0.05%	1:2000	0%	0.05%	10,000	5	0.1 / 100	0.1	0.00001
EURNZDmin	Euro	vs	New Zealand Dollar	0.00051	0	0.05%	1:2000	0%	0.05%	10,000	11	0.1 / 100	0.1	0.00001
GBPNZDmin	British Pound	vs	New Zealand Dollar	0.0006	0	0.05%	1:2000	0%	0.05%	10,000	13	0.1 / 100	0.1	0.00001
GBPCHFmin	British Pound	vs	Swiss Franc	0.00035	0	0.05%	1:2000	0%	0.05%	10,000	8	0.1 / 100	0.1	0.00001
NZDCHFmin	New Zealand Dollar	vs	Swiss Franc	0.0004	0	0.05%	1:2000	0%	0.05%	10,000	9	0.1 / 100	0.1	0.00001
USDSGDmin	US Dollar	vs	Singapore Dollar	0.00035	0	0.05%	1:2000	0%	0.05%	10,000	35	0.1 / 100	0.1	0.00001
USDNOKmin	US Dollar	vs	Norwegian Krone	0.0032	0	0.05%	1:2000	0%	0.05%	10,000	32	0.1 / 100	0.1	0.00001
NZDJPYmin	New Zealand Dollar	vs	Japanese Yen	0.025	0	0.05%	1:2000	0%	0.05%	10,000	30	0.1 / 100	0.1	0.001

STP Account FX Trading Conditions

Symbol	Trading Product Name			Typical Spread	Commission (USD/Standard Lot)	Min.Initial Margin	Max.Leverage	Hedged Position Margin Requirement	Maintenance Margin	Contract Size per Standard Lot	Min.Stop Loss / Limit Order Distance	Min. / Max.Trade Size in Standard Lot	Min.Trade Size Increment	Tick Size
EURUSD	Euro	vs	US Dollar	0.00013	0	0.25%	1:400	0%	0.25%	100,000	0	0.01 / 30	0.01	0.00001
USDJPY	US Dollar	vs	Japanese Yen	0.014	0	0.25%	1:400	0%	0.25%	100,000	0	0.01 / 30	0.01	0.001
GBPUSD	British Pound	vs	US Dollar	0.00015	0	0.25%	1:400	0%	0.25%	100,000	0	0.01 / 30	0.01	0.00001
USDCHF	US Dollar	vs	Swiss Franc	0.00016	0	0.25%	1:400	0%	0.25%	100,000	0	0.01 / 30	0.01	0.00001
USDCAD	US Dollar	vs	Canadian Dollar	0.00016	0	0.25%	1:400	0%	0.25%	100,000	0	0.01 / 30	0.01	0.00001
AUDUSD	Australian Dollar	vs	US Dollar	0.00015	0	0.25%	1:400	0%	0.25%	100,000	0	0.01 / 30	0.01	0.00001
NZDUSD	New Zealand Dollar	vs	US Dollar	0.0002	0	0.25%	1:400	0%	0.25%	100,000	0	0.01 / 30	0.01	0.00001
EURJPY	Euro	vs	Japanese Yen	0.02	0	0.25%	1:400	0%	0.25%	100,000	0	0.01 / 30	0.01	0.001
GBPJPY	British Pound	vs	Japanese Yen	0.024	0	0.25%	1:400	0%	0.25%	100,000	0	0.01 / 30	0.01	0.001
AUDJPY	Australian Dollar	vs	Japanese Yen	0.02	0	0.25%	1:400	0%	0.25%	100,000	0	0.01 / 30	0.01	0.001
CADJPY	Canadian Dollar	vs	Japanese Yen	0.022	0	0.25%	1:400	0%	0.25%	100,000	0	0.01 / 30	0.01	0.001
EURGBP	Euro	vs	British Pound	0.00021	0	0.25%	1:400	0%	0.25%	100,000	0	0.01 / 30	0.01	0.00001
EURAUD	Euro	vs	Australian Dollar	0.00025	0	0.25%	1:400	0%	0.25%	100,000	0	0.01 / 30	0.01	0.00001
GBPAUD	British Pound	vs	Australian Dollar	0.0005	0	0.25%	1:400	0%	0.25%	100,000	0	0.01 / 30	0.01	0.00001
NZDCAD	New Zealand Dollar	vs	Canadian Dollar	0.00027	0	0.25%	1:400	0%	0.25%	100,000	0	0.01 / 30	0.01	0.00001
EURCAD	Euro	vs	Canadian Dollar	0.00025	0	0.25%	1:400	0%	0.25%	100,000	0	0.01 / 30	0.01	0.00001
GBPCAD	British Pound	vs	Canadian Dollar	0.00036	0	0.25%	1:400	0%	0.25%	100,000	0	0.01 / 30	0.01	0.00001
USDCNH	US Dollar	vs	Chinese Yuan (offshore)	0.00119	0	0.25%	1:400	0%	0.25%	100,000	0	0.01 / 30	0.01	0.00001
EURTRY	Euro	vs	Turkish Lira	0.00869	0	0.25%	1:400	0%	0.25%	100,000	0	0.01 / 30	0.01	0.00001
USDTRY	US Dollar	vs	Turkish Lira	0.00547	0	0.25%	1:400	0%	0.25%	100,000	0	0.01 / 30	0.01	0.00001
AUDCAD	Australian Dollar	vs	Canadian Dollar	0.00023	0	0.25%	1:400	0%	0.25%	100,000	0	0.01 / 30	0.01	0.00001
AUDNZD	Australian Dollar	vs	New Zealand	0.00033	0	0.25%	1:400	0%	0.25%	100,000	0	0.01 / 30	0.01	0.00001
AUDCHF	Australian Dollar	vs	Swiss Franc	0.00021	0	0.25%	1:400	0%	0.25%	100,000	0	0.01 / 30	0.01	0.00001
CADCHF	Canadian Dollar	vs	Swiss Franc	0.00023	0	0.25%	1:400	0%	0.25%	100,000	0	0.01 / 30	0.01	0.00001
CHFJPY	Swiss Franc	vs	Japanese Yen	0.024	0	0.25%	1:400	0%	0.25%	100,000	0	0.01 / 30	0.01	0.001
EURCHF	Euro	vs	Swiss Franc	0.00022	0	0.25%	1:400	0%	0.25%	100,000	0	0.01 / 30	0.01	0.00001
EURNZD	Euro	vs	New Zealand Dollar	0.00024	0	0.25%	1:400	0%	0.25%	100,000	0	0.01 / 30	0.01	0.00001
GBPNZD	British Pound	vs	New Zealand Dollar	0.00058	0	0.25%	1:400	0%	0.25%	100,000	0	0.01 / 30	0.01	0.00001
GBPCHF	British Pound	vs	Swiss Franc	0.00025	0	0.25%	1:400	0%	0.25%	100,000	0	0.01 / 30	0.01	0.00001
NZDCHF	New Zealand Dollar	vs	Swiss Franc	0.00035	0	0.25%	1:400	0%	0.25%	100,000	0	0.01 / 30	0.01	0.00001
USDSGD	US Dollar	vs	Singapore Dollar	0.00044	0	0.25%	1:400	0%	0.25%	100,000	0	0.01 / 30	0.01	0.00001
USDNOK	US Dollar	vs	Norwegian Krone	0.00431	0	0.25%	1:400	0%	0.25%	100,000	0	0.01 / 30	0.01	0.00001
NZDJPY	New Zealand Dollar	vs	Japanese Yen	0.023	0	0.25%	1:400	0%	0.25%	100,000	0	0.01 / 30	0.01	0.001
USDHKD	US Dollar	vs	Hong Kong Dollar	0.00126	0	0.25%	1:400	0%	0.25%	100,000	0	0.01 / 30	0.01	0.00001
EURDKK	Euro	vs	Danish Krone	0.00192	0	0.25%	1:400	0%	0.25%	100,000	0	0.01 / 30	0.01	0.00001
EURHKD	Euro	vs	Hong Kong Dollar	0.00173	0	0.25%	1:400	0%	0.25%	100,000	0	0.01 / 30	0.01	0.00001
EURMXN	Euro	vs	Mexican Peso	0.0099	0	0.25%	1:400	0%	0.25%	100,000	0	0.01 / 30	0.01	0.00001
EURNOK	Euro	vs	Norwegian Krone	0.00393	0	0.25%	1:400	0%	0.25%	100,000	0	0.01 / 30	0.01	0.00001
EURPLN	Euro	vs	Polish Zloty	0.00204	0	0.25%	1:400	0%	0.25%	100,000	0	0.01 / 30	0.01	0.00001
EURRUB	Euro	vs	Russian Ruble	0.09145	0	0.25%	1:400	0%	0.25%	100,000	0	0.01 / 30	0.01	0.00001

STP Account FX Trading Conditions

Symbol	Trading Product Name			Typical Spread	Commission (USD/Standard Lot)	Min.Initial Margin	Max.Leverage	Hedged Position Margin Requirement	Maintenance Margin	Contract Size per Standard Lot	Min.Stop Loss / Limit Order Distance	Min. / Max.Trade Size in Standard Lot	Min.Trade Size Increment	Tick Size
EURSEK	Euro	vs	Swedish Krona	0.00363	0	0.25%	1:400	0%	0.25%	100,000	0	0.01 / 30	0.01	0.00001
EURSGD	Euro	vs	Singapore Dollar	0.0004	0	0.25%	1:400	0%	0.25%	100,000	0	0.01 / 30	0.01	0.00001
EURZAR	Euro	vs	South African Rand	0.00929	0	0.25%	1:400	0%	0.25%	100,000	0	0.01 / 30	0.01	0.00001
GBPDKK	British Pound	vs	Danish Krone	0.00346	0	0.25%	1:400	0%	0.25%	100,000	0	0.01 / 30	0.01	0.00001
GBPMXN	British Pound	vs	Mexican Peso	0.01398	0	0.25%	1:400	0%	0.25%	100,000	0	0.01 / 30	0.01	0.00001
GBPNOK	British Pound	vs	Norwegian Krone	0.00573	0	0.25%	1:400	0%	0.25%	100,000	0	0.01 / 30	0.01	0.00001
GBPPLN	British Pound	vs	Polish Zloty	0.00287	0	0.25%	1:400	0%	0.25%	100,000	0	0.01 / 30	0.01	0.00001
GBPSEK	British Pound	vs	Swedish Krona	0.00521	0	0.25%	1:400	0%	0.25%	100,000	0	0.01 / 30	0.01	0.00001
GBPSGD	British Pound	vs	Singapore Dollar	0.00058	0	0.25%	1:400	0%	0.25%	100,000	0	0.01 / 30	0.01	0.00001
GBPTRY	British Pound	vs	Turkish Lira	0.00947	0	0.25%	1:400	0%	0.25%	100,000	0	0.01 / 30	0.01	0.00001
GBPZAR	British Pound	vs	South African Rand	0.01047	0	0.25%	1:400	0%	0.25%	100,000	0	0.01 / 30	0.01	0.0001
USDBRL	US Dollar	vs	Brazilian Real	0.00646	0	0.25%	1:400	0%	0.25%	100,000	0	0.01 / 30	0.01	0.00001
USDCZK	US Dollar	vs	Czech Koruna	0.0261	0	0.25%	1:400	0%	0.25%	100,000	0	0.01 / 30	0.01	0.001
USDDKK	US Dollar	vs	Danish Krone	0.00147	0	0.25%	1:400	0%	0.25%	100,000	0	0.01 / 30	0.01	0.00001
USDHUF	US Dollar	vs	Hungarian Forint	0.346	0	0.25%	1:400	0%	0.25%	100,000	0	0.01 / 30	0.01	0.00001
USDINR	US Dollar	vs	Indian Rupee	0.10086	0	0.25%	1:400	0%	0.25%	100,000	0	0.01 / 30	0.01	0.00001
USDKRW	US Dollar	vs	South Korean Won	0.35481	0	0.25%	1:400	0%	0.25%	100,000	0	0.01 / 30	0.01	0.00001
USDMXN	US Dollar	vs	Mexican Peso	0.00756	0	0.25%	1:400	0%	0.25%	100,000	0	0.01 / 30	0.01	0.00001
USDPLN	US Dollar	vs	Polish Zloty	0.00185	0	0.25%	1:400	0%	0.25%	100,000	0	0.01 / 30	0.01	0.00001
USD RUB	US Dollar	vs	Russian Ruble	0.03174	0	0.25%	1:400	0%	0.25%	100,000	0	0.01 / 30	0.01	0.001
USDSEK	US Dollar	vs	Swedish Krona	0.00296	0	0.25%	1:400	0%	0.25%	100,000	0	0.01 / 30	0.01	0.00001
USDTHB	US Dollar	vs	Thai Baht	0.039	0	0.25%	1:400	0%	0.25%	100,000	0	0.01 / 30	0.01	0.00001
USD TWD	US Dollar	vs	Taiwan Dollar	0.01756	0	0.25%	1:400	0%	0.25%	100,000	0	0.01 / 30	0.01	0.00001
USDZAR	US Dollar	vs	South African Rand	0.00728	0	0.25%	1:400	0%	0.25%	100,000	0	0.01 / 30	0.01	0.00001

ECN Account FX Trading Conditions

Symbol	Trading Product Name		Typical Spread	Commission (USD/Standard Lot)	Min.Initial Margin	Max.Leverage	Hedged Position Margin Requirement	Maintenance Margin	Contract Size per Standard Lot	Min.Stop Loss / Limit Order Distance	Min. / Max.Trade Size in Standard Lot	Min.Trade Size Increment	Tick Size
EURUSD	Euro	vs US Dollar	0.00002	7	0.50%	1:200	0%	0.50%	100,000	0	0.01 / 50	0.01	0.00001
USDJPY	US Dollar	vs Japanese Yen	0.003	7	0.50%	1:200	0%	0.50%	100,000	0	0.01 / 50	0.01	0.001
GBPUSD	British Pound	vs US Dollar	0.00004	7	0.50%	1:200	0%	0.50%	100,000	0	0.01 / 50	0.01	0.00001
USDCHF	US Dollar	vs Swiss Franc	0.00005	7	0.50%	1:200	0%	0.50%	100,000	0	0.01 / 50	0.01	0.00001
USDCAD	US Dollar	vs Canadian Dollar	0.00005	7	0.50%	1:200	0%	0.50%	100,000	0	0.01 / 50	0.01	0.00001
AUDUSD	Australian Dollar	vs US Dollar	0.00004	7	0.50%	1:200	0%	0.50%	100,000	0	0.01 / 50	0.01	0.00001
NZDUSD	New Zealand Dollar	vs US Dollar	0.00005	7	0.50%	1:200	0%	0.50%	100,000	0	0.01 / 50	0.01	0.00001
EURJPY	Euro	vs Japanese Yen	0.005	7	0.50%	1:200	0%	0.50%	100,000	0	0.01 / 50	0.01	0.001
GBPJPY	British Pound	vs Japanese Yen	0.009	7	0.50%	1:200	0%	0.50%	100,000	0	0.01 / 50	0.01	0.001
AUDJPY	Australian Dollar	vs Japanese Yen	0.005	7	0.50%	1:200	0%	0.50%	100,000	0	0.01 / 50	0.01	0.001
CADJPY	Canadian Dollar	vs Japanese Yen	0.007	7	0.50%	1:200	0%	0.50%	100,000	0	0.01 / 50	0.01	0.001
EURGBP	Euro	vs British Pound	0.00006	7	0.50%	1:200	0%	0.50%	100,000	0	0.01 / 50	0.01	0.00001
EURAUD	Euro	vs Australian Dollar	0.0001	7	0.50%	1:200	0%	0.50%	100,000	0	0.01 / 50	0.01	0.00001
GBPAUD	British Pound	vs Australian Dollar	0.00025	7	0.50%	1:200	0%	0.50%	100,000	0	0.01 / 50	0.01	0.00001
NZDCAD	New Zealand Dollar	vs Canadian Dollar	0.00012	7	0.50%	1:200	0%	0.50%	100,000	0	0.01 / 50	0.01	0.00001
EURCAD	Euro	vs Canadian Dollar	0.0001	7	0.50%	1:200	0%	0.50%	100,000	0	0.01 / 50	0.01	0.00001
GBPCAD	British Pound	vs Canadian Dollar	0.00016	7	0.50%	1:200	0%	0.50%	100,000	0	0.01 / 50	0.01	0.00001
USDCNH	US Dollar	vs Chinese Yuan (offshore)	0.00049	7	0.50%	1:200	0%	0.50%	100,000	0	0.01 / 50	0.01	0.00001
EURTRY	Euro	vs Turkish Lira	0.00669	7	0.50%	1:200	0%	0.50%	100,000	0	0.01 / 50	0.01	0.00001
USDTRY	US Dollar	vs Turkish Lira	0.00347	7	0.50%	1:200	0%	0.50%	100,000	0	0.01 / 50	0.01	0.00001
AUDCAD	Australian Dollar	vs Canadian Dollar	0.00008	7	0.50%	1:200	0%	0.50%	100,000	0	0.01 / 50	0.01	0.00001
AUDNZD	Australian Dollar	vs New Zealand	0.00008	7	0.50%	1:200	0%	0.50%	100,000	0	0.01 / 50	0.01	0.00001
AUDCHF	Australian Dollar	vs Swiss Franc	0.00006	7	0.50%	1:200	0%	0.50%	100,000	0	0.01 / 50	0.01	0.00001
CADCHF	Canadian Dollar	vs Swiss Franc	0.00008	7	0.50%	1:200	0%	0.50%	100,000	0	0.01 / 50	0.01	0.00001
CHFJPY	Swiss Franc	vs Japanese Yen	0.009	7	0.50%	1:200	0%	0.50%	100,000	0	0.01 / 50	0.01	0.001
EURCHF	Euro	vs Swiss Franc	0.00007	7	0.50%	1:200	0%	0.50%	100,000	0	0.01 / 50	0.01	0.00001
EURNZD	Euro	vs New Zealand Dollar	0.00009	7	0.50%	1:200	0%	0.50%	100,000	0	0.01 / 50	0.01	0.00001
GBPNZD	British Pound	vs New Zealand Dollar	0.00023	7	0.50%	1:200	0%	0.50%	100,000	0	0.01 / 50	0.01	0.00001
GBPCHF	British Pound	vs Swiss Franc	0.0001	7	0.50%	1:200	0%	0.50%	100,000	0	0.01 / 50	0.01	0.00001
NZDCHF	New Zealand Dollar	vs Swiss Franc	0.00009	7	0.50%	1:200	0%	0.50%	100,000	0	0.01 / 50	0.01	0.00001
USDSGD	US Dollar	vs Singapore Dollar	0.00014	7	0.50%	1:200	0%	0.50%	100,000	0	0.01 / 50	0.01	0.00001
USDNOK	US Dollar	vs Norwegian Krone	0.00251	7	0.50%	1:200	0%	0.50%	100,000	0	0.01 / 50	0.01	0.00001
NZDJPY	New Zealand Dollar	vs Japanese Yen	0.008	7	0.50%	1:200	0%	0.50%	100,000	0	0.01 / 50	0.01	0.001
USDHKD	US Dollar	vs Hong Kong Dollar	0.00026	7	0.50%	1:200	0%	0.50%	100,000	0	0.01 / 50	0.01	0.00001
EURDKK	Euro	vs Danish Krone	0.00052	7	0.50%	1:200	0%	0.50%	100,000	0	0.01 / 50	0.01	0.00001
EURHKD	Euro	vs Hong Kong Dollar	0.00033	7	0.50%	1:200	0%	0.50%	100,000	0	0.01 / 50	0.01	0.00001
EURMXN	Euro	vs Mexican Peso	0.0064	7	0.50%	1:200	0%	0.50%	100,000	0	0.01 / 50	0.01	0.00001
EURNOK	Euro	vs Norwegian Krone	0.00233	7	0.50%	1:200	0%	0.50%	100,000	0	0.01 / 50	0.01	0.00001
EURPLN	Euro	vs Polish Zloty	0.00144	7	0.50%	1:200	0%	0.50%	100,000	0	0.01 / 50	0.01	0.00001
EURRUB	Euro	vs Russian Ruble	0.06145	7	0.50%	1:200	0%	0.50%	100,000	0	0.01 / 50	0.01	0.00001

ECN Account FX Trading Conditions

Symbol	Trading Product Name			Typical Spread	Commission (USD/Standard Lot)	Min.Initial Margin	Max.Leverage	Hedged Position Margin Requirement	Maintenance Margin	Contract Size per Standard Lot	Min.Stop Loss / Limit Order Distance	Min. / Max.Trade Size in Standard Lot	Min.Trade Size Increment	Tick Size
EURSEKe	Euro	vs	Swedish Krona	0.00163	7	0.50%	1:200	0%	0.50%	100,000	0	0.01 / 50	0.01	0.00001
EURSGDe	Euro	vs	Singapore Dollar	0.0001	7	0.50%	1:200	0%	0.50%	100,000	0	0.01 / 50	0.01	0.00001
EURZARe	Euro	vs	South African Rand	0.00629	7	0.50%	1:200	0%	0.50%	100,000	0	0.01 / 50	0.01	0.00001
GBPKKKe	British Pound	vs	Danish Krone	0.00146	7	0.50%	1:200	0%	0.50%	100,000	0	0.01 / 50	0.01	0.00001
GBPMXNe	British Pound	vs	Mexican Peso	0.00898	7	0.50%	1:200	0%	0.50%	100,000	0	0.01 / 50	0.01	0.00001
GBPNOKe	British Pound	vs	Norwegian Krone	0.00373	7	0.50%	1:200	0%	0.50%	100,000	0	0.01 / 50	0.01	0.00001
GBPPLNe	British Pound	vs	Polish Zloty	0.00207	7	0.50%	1:200	0%	0.50%	100,000	0	0.01 / 50	0.01	0.00001
GBPSEKe	British Pound	vs	Swedish Krona	0.00281	7	0.50%	1:200	0%	0.50%	100,000	0	0.01 / 50	0.01	0.00001
GBPSGDe	British Pound	vs	Singapore Dollar	0.00023	7	0.50%	1:200	0%	0.50%	100,000	0	0.01 / 50	0.01	0.00001
GBPTRYe	British Pound	vs	Turkish Lira	0.00647	7	0.50%	1:200	0%	0.50%	100,000	0	0.01 / 50	0.01	0.00001
GBPZARe	British Pound	vs	South African Rand	0.00647	7	0.50%	1:200	0%	0.50%	100,000	0	0.01 / 50	0.01	0.0001
USDBRLe	US Dollar	vs	Brazilian Real	0.00446	7	0.50%	1:200	0%	0.50%	100,000	0	0.01 / 50	0.01	0.00001
USDCZKe	US Dollar	vs	Czech Koruna	0.0181	7	0.50%	1:200	0%	0.50%	100,000	0	0.01 / 50	0.01	0.001
USDDKKe	US Dollar	vs	Danish Krone	0.00047	7	0.50%	1:200	0%	0.50%	100,000	0	0.01 / 50	0.01	0.00001
USDHUFe	US Dollar	vs	Hungarian Forint	0.246	7	0.50%	1:200	0%	0.50%	100,000	0	0.01 / 50	0.01	0.00001
USDINRe	US Dollar	vs	Indian Rupee	0.08086	7	0.50%	1:200	0%	0.50%	100,000	0	0.01 / 50	0.01	0.00001
USDKRWe	US Dollar	vs	South Korean Won	0.30481	7	0.50%	1:200	0%	0.50%	100,000	0	0.01 / 50	0.01	0.00001
USDMXNe	US Dollar	vs	Mexican Peso	0.00506	7	0.50%	1:200	0%	0.50%	100,000	0	0.01 / 50	0.01	0.00001
USDPLNe	US Dollar	vs	Polish Zloty	0.00125	7	0.50%	1:200	0%	0.50%	100,000	0	0.01 / 50	0.01	0.00001
USDRUBe	US Dollar	vs	Russian Ruble	0.01674	7	0.50%	1:200	0%	0.50%	100,000	0	0.01 / 50	0.01	0.001
USDSEKe	US Dollar	vs	Swedish Krona	0.00156	7	0.50%	1:200	0%	0.50%	100,000	0	0.01 / 50	0.01	0.00001
USDTHBe	US Dollar	vs	Thai Baht	0.009	7	0.50%	1:200	0%	0.50%	100,000	0	0.01 / 50	0.01	0.00001
USDTWDe	US Dollar	vs	Taiwan Dollar	0.01456	7	0.50%	1:200	0%	0.50%	100,000	0	0.01 / 50	0.01	0.00001
USDZARe	US Dollar	vs	South African Rand	0.00508	7	0.50%	1:200	0%	0.50%	100,000	0	0.01 / 50	0.01	0.00001

FX Trading Hours

Symbol	Description		Sunday(New York Time)	Monday to Thursday(New York Time)	Friday(New York Time)	Saturday(New York Time)	
EURUSD	Euro	vs	US Dollar	17:05-24:00	00:00 - 24:00	00:00-16:55	Closed
USDJPY	US Dollar	vs	Japanese Yen	17:05-24:00	00:00 - 24:00	00:00-16:55	Closed
GBPUSD	British Pound	vs	US Dollar	17:05-24:00	00:00 - 24:00	00:00-16:55	Closed
USDCHF	US Dollar	vs	Swiss Franc	17:05-24:00	00:00 - 24:00	00:00-16:55	Closed
USDCAD	US Dollar	vs	Canadian Dollar	17:05-24:00	00:00 - 24:00	00:00-16:55	Closed
AUDUSD	Australian Dollar	vs	US Dollar	17:05-24:00	00:00 - 24:00	00:00-16:55	Closed
NZDUSD	New Zealand Dollar	vs	US Dollar	17:05-24:00	00:00 - 24:00	00:00-16:55	Closed
EURJPY	Euro	vs	Japanese Yen	17:05-24:00	00:00 - 24:00	00:00-16:55	Closed
GBRJPY	British Pound	vs	Japanese Yen	17:05-24:00	00:00 - 24:00	00:00-16:55	Closed
AUDJPY	Australian Dollar	vs	Japanese Yen	17:05-24:00	00:00 - 24:00	00:00-16:55	Closed
CADJPY	Canadian Dollar	vs	Japanese Yen	17:05-24:00	00:00 - 24:00	00:00-16:55	Closed
EURGBP	Euro	vs	British Pound	17:05-24:00	00:00 - 24:00	00:00-16:55	Closed
EURAUD	Euro	vs	Australian Dollar	17:05-24:00	00:00 - 24:00	00:00-16:55	Closed
GBPAUD	British Pound	vs	Australian Dollar	17:05-24:00	00:00 - 24:00	00:00-16:55	Closed
NZDCAD	New Zealand Dollar	vs	Canadian Dollar	17:05-24:00	00:00 - 24:00	00:00-16:55	Closed
EURCAD	Euro	vs	Canadian Dollar	17:05-24:00	00:00 - 24:00	00:00-16:55	Closed
GBPCAD	British Pound	vs	Canadian Dollar	17:05-24:00	00:00 - 24:00	00:00-16:55	Closed
USDCNH	US Dollar	vs	Chinese Yuan (offshore)	17:05-24:00	00:00 - 24:00	00:00-16:55	Closed
EURTRY	Euro	vs	Turkish Lira	17:05-24:00	00:00 - 24:00	00:00-16:55	Closed
USDTRY	US Dollar	vs	Turkish Lira	17:05-24:00	00:00 - 24:00	00:00-16:55	Closed
AUDCAD	Australian Dollar	vs	Canadian Dollar	17:05-24:00	00:00 - 24:00	00:00-16:55	Closed
AUDNZD	Australian Dollar	vs	New Zealand	17:05-24:00	00:00 - 24:00	00:00-16:55	Closed
AUDCHF	Australian Dollar	vs	Swiss Franc	17:05-24:00	00:00 - 24:00	00:00-16:55	Closed
CADCHF	Canadian Dollar	vs	Swiss Franc	17:05-24:00	00:00 - 24:00	00:00-16:55	Closed
CHFJPY	Swiss Franc	vs	Japanese Yen	17:05-24:00	00:00 - 24:00	00:00-16:55	Closed
EURCHF	Euro	vs	Swiss Franc	17:05-24:00	00:00 - 24:00	00:00-16:55	Closed
EURNZD	Euro	vs	New Zealand Dollar	17:05-24:00	00:00 - 24:00	00:00-16:55	Closed
GBPNZD	British Pound	vs	Zealand Dollar	17:05-24:00	00:00 - 24:00	00:00-16:55	Closed
GBPCHF	British Pound	vs	Swiss Franc	17:05-24:00	00:00 - 24:00	00:00-16:55	Closed
NZDCHF	New Zealand Dollar	vs	Swiss Franc	17:05-24:00	00:00 - 24:00	00:00-16:55	Closed
USDSGD	US Dollar	vs	Singapore Dollar	17:05-24:00	00:00 - 24:00	00:00-16:55	Closed
USDNOK	US Dollar	vs	Norwegian Krone	17:05-24:00	00:00 - 24:00	00:00-16:55	Closed
NZDJPY	New Zealand Dollar	vs	Japanese Yen	17:05-24:00	00:00 - 24:00	00:00-16:55	Closed

Precious Metals

Precious metals is a term for the classification of metals that are considered to be rare and/or have a high economic value. The higher relative values of these metals are driven by various factors including their rarity, uses in industrial processes and as investment vehicles. The most popular precious metals with investors are gold and silver.



Mini Account Precious Metals Trading Conditions

Symbol	Trading Product Name			Typical Spread	Commission (USD/Standard Lot)	Min.Initial Margin	Max.Leverage	Hedged Position Margin Requirement	Maintenance Margin	Contract Size per Standard Lot	Min.Stop Loss / Limit Order Distance	Min. / Max.Trade Size in Standard Lot	Min.Trade Size Increment	Tick Size
XAUUSDmin	Gold	vs	Dollar	0.35	0	0.05%	1:2000	0%	0.05%	10 troy oz.	0.5	0.1 / 100	0.1	0.01
XAGUSDmin	Silver	vs	Dollar	0.025	0	0.05%	1:2000	10%	0.05%	500 troy oz.	0.03	0.1 / 100	0.1	0.001

STP Account Precious Metals Trading Conditions

Symbol	Trading Product Name			Typical Spread	Commission (USD/Standard Lot)	Min.Initial Margin	Max.Leverage	Hedged Position Margin Requirement	Maintenance Margin	Contract Size per Standard Lot	Min.Stop Loss / Limit Order Distance	Min. / Max.Trade Size in Standard Lot	Min.Trade Size Increment	Tick Size
XAUUSD	Gold	vs	Dollar	0.35	0	0.25%	1:400	0%	0.25%	100 troy oz.	0	0.01 / 30	0.01	0.01
XAGUSD	Silver	vs	Dollar	0.025	0	0.25%	1:400	0%	0.25%	5,000 troy oz.	0	0.01 / 30	0.01	0.001

ECN Account Precious Metals Trading Conditions


Symbol	Trading Product Name			Typical Spread	Commission (USD/Standard Lot)	Min.Initial Margin	Max.Leverage	Hedged Position Margin Requirement	Maintenance Margin	Contract Size per Standard Lot	Min.Stop Loss / Limit Order Distance	Min. / Max.Trade Size in Standard Lot	Min.Trade Size Increment	Tick Size
XAUUSDc	Gold	vs	Dollar	0.1	7	0.50%	1:200	0%	0.50%	100 troy oz.	0	0.01 / 50	0.01	0.01
XAGUSDc	Silver	vs	Dollar	0.005	7	0.50%	1:200	0%	0.50%	5,000 troy oz.	0	0.01 / 50	0.01	0.001

Precious Metals Trading Hours

Symbol	Description			Sunday (New York Time)	Monday to Thursday (New York Time)	Friday (New York Time)	Saturday (New York Time)
XAUUSD	Gold	vs	US Dollar	18:01 - 24:00	00:00-16:55, 18:01 - 24:00	00:00 - 16:55	Closed
XAGUSD	Silver	vs	US Dollar	18:01 - 24:00	00:00-16:55, 18:01 - 24:00	00:00 - 16:55	Closed

Commodities CFDs

Commodities such as oil, gas and copper are often used in strategies to diversify portfolios. With ZFX, you can trade on major commodities through different types of contracts.



Mini Account Commodities CFDs Trading Conditions

Symbol	Trading Product Name	Typical Spread	Commission (USD/Standard Lot)	Min.Initial Margin	Max.Leverage	Hedged Position Margin Requirement	Maintenance Margin	Expiry Date	Contract Size per Standard Lot	Min.Stop Loss / Limit Order Distance	Min. / Max.Trade Size in Standard Lot	Min.Trade Size Increment	Tick Size
USOILmin	WTI Oil	0.04	0	1.00%	1:100	10%	1.00%	No	100 barrels	0.05	0.1 / 100	0.1	0.01
UKOILmin	Brent Oil	0.04	0	1.00%	1:100	10%	1.00%	No	100 barrels	0.05	0.1 / 100	0.1	0.01
USOILmin_??	WTI Oil (futures)	0.04	0	1.00%	1:100	10%	1.00%	Yes, subject to announcement	100 barrels	0.05	0.1 / 100	0.1	0.01
UKOILmin_??	Brent Oil (futures)	0.04	0	1.00%	1:100	10%	1.00%	Yes, subject to announcement	100 barrels	0.05	0.1 / 100	0.1	0.01
NGmin	Natural Gas	0.009	0	2.00%	1:50	10%	2.00%	No	1,000 MMBtu	0.02	0.1 / 100	0.1	0.001
CUmin	Copper	0.003	0	1.50%	1.5:100	10%	1.50%	No	2,500 pounds	0.005	0.1 / 100	0.1	0.0001
XPTUSDmin	Platinum US Dollar	1.5	0	2.00%	1:50	10%	2.00%	No	5 troy oz.	5	0.1 / 50	0.1	0.01
XPDUSDmin	Palladium US Dollar	7.5	0	2.00%	1:50	10%	2.00%	No	10 troy oz.	15	0.1 / 50	0.1	0.01

STP Account Commodities CFDs Trading Conditions

Symbol	Trading Product Name	Typical Spread	Commission (USD/Standard Lot)	Min.Initial Margin	Max.Leverage	Hedged Position Margin Requirement	Maintenance Margin	Expiry Date	Contract Size per Standard Lot	Min.Stop Loss / Limit Order Distance	Min. / Max.Trade Size in Standard Lot	Min.Trade Size Increment	Tick Size
USOIL	WTI Oil	0.04	0	1.00%	1:100	10%	1.00%	No	1,000 barrels	0	0.01 / 30	0.01	0.001
UKOIL	Brent Oil	0.04	0	1.00%	1:100	10%	1.00%	No	1,000 barrels	0	0.01 / 30	0.01	0.001
USOIL_??	WTI Oil (futures)	0.04	0	1.00%	1:100	10%	1.00%	Yes, subject to announcement	1,000 barrels	0	0.01 / 30	0.01	0.01
UKOIL_??	Brent Oil (futures)	0.04	0	1.00%	1:100	10%	1.00%	Yes, subject to announcement	1,000 barrels	0	0.01 / 30	0.01	0.01
NG	Natural Gas	0.009	0	2.00%	1:50	10%	2.00%	No	10,000 MMBtu	0	0.01 / 30	0.01	0.001
COPPER	Copper	0.003	0	1.50%	1.5:100	10%	1.50%	No	25,000 pounds	0	0.01 / 5	0.01	0.0001
XPTUSD	Platinum US Dollar	1.5	0	2.00%	1:50	10%	2.00%	No	50 troy oz	5	0.01 / 5	0.01	0.01
XPDUSD	Palladium US Dollar	7.5	0	2.00%	1:50	10%	2.00%	No	100 troy oz	15	0.01 / 5	0.01	0.01

ECN Account Commodities CFDs Trading Conditions


Symbol	Trading Product Name	Typical Spread	Commission (USD/Standard Lot)	Min.Initial Margin	Max.Leverage	Hedged Position Margin Requirement	Maintenance Margin	Expiry Date	Contract Size per Standard Lot	Min.Stop Loss / Limit Order Distance	Min. / Max.Trade Size in Standard Lot	Min.Trade Size Increment	Tick Size
USOIL	WTI Oil	0.04	0	1.00%	1:100	10%	1.00%	No	1,000 barrels	0	0.01 / 50	0.01	0.01
UKOIL	Brent Oil	0.04	0	1.00%	1:100	10%	1.00%	No	1,000 barrels	0	0.01 / 50	0.01	0.01
USOIL_??	WTI Oil (futures)	0.04	0	1.00%	1:100	10%	1.00%	Yes, subject to announcement	1,000 barrels	0.05	0.01 / 50	0.01	0.01
UKOIL_??	Brent Oil (futures)	0.04	0	1.00%	1:100	10%	1.00%	Yes, subject to announcement	1,000 barrels	0.05	0.01 / 50	0.01	0.01
NG	Natural Gas	0.009	0	2.00%	1:50	10%	2.00%	No	10,000 MMBtu	0	0.01 / 50	0.01	0.001
COPPER	Copper	0.003	0	1.50%	1.5:100	10%	1.50%	No	25,000 pounds	0	0.01 / 5	0.01	0.0001
XPTUSD	Platinum US Dollar	1.5	0	2.00%	1:50	10%	2.00%	No	50 troy oz	5	0.01 / 5	0.01	0.01
XPDUSD	Palladium US Dollar	7.5	0	2.00%	1:50	10%	2.00%	No	100 troy oz	15	0.01 / 5	0.01	0.01

Commodities CFDs Trading Hours

Symbol	Description	Sunday(New York Time)	Monday to Thursday(New York Time)	Friday(New York Time)	Saturday(New York Time)
USOIL	WTI Oil	18:01 - 24:00	00:00-16:55, 18:01 - 24:00	00:00 - 16:55	Closed
UKOIL	Brent Oil	20:01 - 24:00	00:00-16:55, 20:01 - 24:00	00:00 - 15:55	Closed
USOIL_??	WTI Oil (futures)	18:01 - 24:00	00:00-16:55, 18:01 - 24:00	00:00 - 16:55	Closed
UKOIL_??	Brent Oil (futures)	20:01 - 24:00	00:00-16:55, 20:01 - 24:00	00:00 - 15:55	Closed
NG	Natural Gas	18:01 - 24:00	00:00-16:55, 18:01 - 24:00	00:00 - 16:55	Closed
COPPER	Copper	18:01 - 24:00	00:00-16:55, 18:01 - 24:00	00:00 - 16:55	Closed
XPTUSD	Platinum US Dollar	18:01 - 24:00	00:00-16:55, 18:01 - 24:00	00:00 - 16:55	Closed
XPDUSD	Palladium US Dollar	18:01 - 24:00	00:00-16:55, 18:01 - 24:00	00:00 - 16:55	Closed

Indices CFDs

ZFX's platform allows you to trade on the movements of all the main European and American stock indices. Most of these indices CFDs are available both as Forward (with an expiration date) or Spot (no expiration date, overnight rollover/swap interest applies).



Mini Account Indices CFDs Trading Conditions

Symbol	Trading Product Name	Typical Spread	Commission (USD/Standard Lot)	Min.Initial Margin	Max.Leverage	Hedged Position Margin Requirement	Maintenance Margin	Expiry Date	Contract Size per Standard Lot	Min.Stop Loss / Limit Order Distance	Min. / Max.Trade Size in Standard Lot	Min.Trade Size Increment	Tick Size
US30min	Dow 30	5	0	0.50%	1:200	10%	0.50%	No	price × 1 USD	10	0.1 / 100	0.1	1
NAS100min	NASDAQ 100	2	0	0.50%	1:200	10%	0.50%	No	price × 2 USD	4	0.1 / 100	0.1	0.01
SPX500min	S&P 500	1	0	0.50%	1:200	10%	0.50%	No	price × 5 USD	2	0.1 / 100	0.1	0.01
GER30min	DAX 30	2.3	0	0.50%	1:200	10%	0.50%	No	price × 2 EUR	20	0.1 / 100	0.1	0.1
FRA40min	CAC 40	4	0	0.50%	1:200	10%	0.50%	No	price × 1 EUR	8	0.1 / 100	0.1	0.1
CN300min	CSI 300 Index	2.5	0	1.00%	1:100	10%	1.00%	Yes, subject to announcement	price × 2 USD	10	0.1 / 100	0.1	0.1
HK50min	Hang Seng Index	10	0	0.70%	0.7:100	10%	0.70%	No	price × 5 HKD	20	0.1 / 100	0.1	1
ChinaA50min	FTSE China A50 Index	12	0	1.00%	1:100	10%	1.00%	No	price × 1 USD	20	0.1 / 100	0.1	1
USDXmin	US Dollar Index	0.03	0	1.00%	1:100	10%	1.00%	No	price × 100 USD	0.03	0.1 / 100	0.1	0.001

STP & ECN Account Indices CFDs Trading Conditions

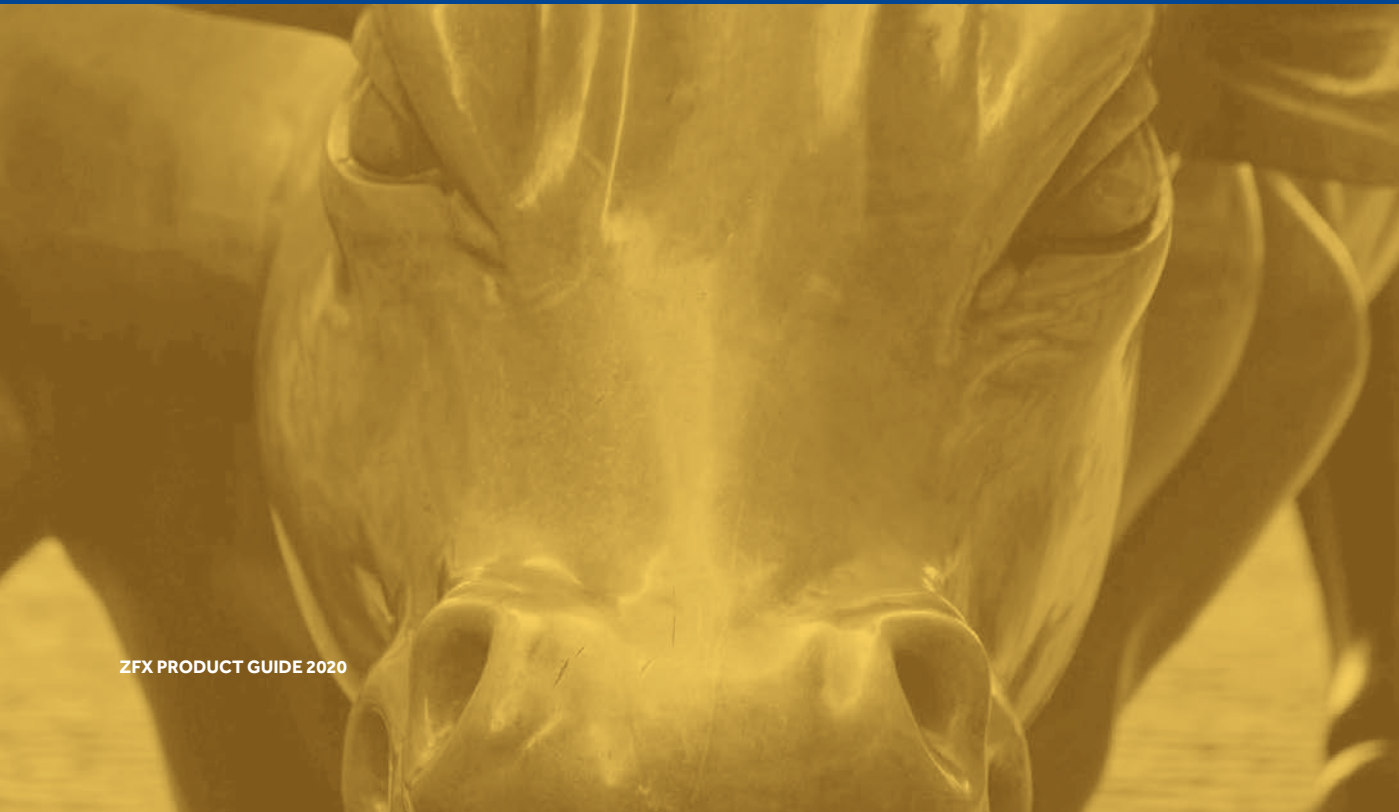
Symbol	Trading Product Name	Typical Spread	Commission (USD/Standard Lot)	Min.Initial Margin	Max.Leverage	Hedged Position Margin Requirement	Maintenance Margin	Expiry Date	Contract Size per Standard Lot	Min.Stop Loss / Limit Order Distance	Min. / Max.Trade Size in Standard Lot	Min.Trade Size Increment	Tick Size
US30	Dow 30	5	0	0.50%	1:200	10%	0.50%	No	price × 10 USD	0	0.01 / 30	0.01	0.1
NAS100	NASDAQ 100	2	0	0.50%	1:200	10%	0.50%	No	price × 20 USD	0	0.01 / 30	0.01	0.1
SPX500	S&P 500	1	0	0.50%	1:200	10%	0.50%	No	price × 50 USD	0	0.01 / 30	0.01	0.01
GER30	DAX 30	2.3	0	0.50%	1:200	10%	0.50%	No	price × 25 EUR	0	0.01 / 30	0.01	0.1
FRA40	CAC 40	2.8	0	0.50%	1:200	10%	0.50%	No	price × 10 EUR	0	0.01 / 30	0.01	0.1
CN300	CSI 300 Index	2.5	0	1.00%	1:100	10%	1.00%	Yes, subject to announcement	price × 20 USD	10	0.01 / 30	0.01	0.1
HK50	Hang Seng Index	9	0	0.70%	0.7:100	10%	0.70%	No	price × 50 HKD	0	0.01 / 30	0.01	0.1
ChinaA50	FTSE China A50 Index	12	0	1.00%	1:100	10%	1.00%	No	price × 5 USD	0	0.01 / 30	0.01	0.1
USDX	US Dollar Index	0.03	0	1.00%	1:100	10%	1.00%	No	price × 1,000 USD	0	0.01 / 30	0.01	0.001
AUS200	Australia S&P ASX 200 Index	7.4	0	1.00%	1:100	10%	1.00%	No	price × 25 AUD	0	0.01 / 30	0.01	0.1
ChinaH	Hong Kong China H-Shares Index	49	0	1.00%	1:100	10%	1.00%	No	price × 50 HKD	0	0.01 / 30	0.01	0.1
EURO50	EU Stocks 50 Index	3.5	0	1.00%	1:100	10%	1.00%	No	price × 10 EUR	0	0.01 / 30	0.01	0.1
JAPAN225	Nikkei 225	17.5	0	1.00%	1:100	10%	1.00%	No	price × 1,000 JPY	0	0.01 / 30	0.01	0.1
SPAIN35	IBEX 35 Index	18.9	0	1.00%	1:100	10%	1.00%	No	price × 10 EUR	0	0.01 / 30	0.01	0.1
UK100	FTSE 100 Index	2.2	0	1.00%	1:100	10%	1.00%	No	price × 10 GBP	0	0.01 / 30	0.01	0.1

Indices CFDs Trading Hours

Symbol	Description	Time Zone	Sunday	Monday to Thursday	Friday	Saturday
AUS200	Australia S&P ASX 200 Index	Australia Eastern Time	Closed	08:05-24:00, 00:00 - 06:55	08:01-24:00,	00:00 - 06:55
CN300	CSI 300 Index	Beijing Time	Closed	09:31-11:30, 13:01-15:00	09:31-11:30, 13:01-15:00	Closed
ChinaA50	FTSE China A50 Index	Beijing Time	Closed	09:00-16:25, 17:15-24:00, 00:00 - 01:55	09:00-16:25, 17:15-24:00	00:00 - 01:55
ChinaH	Hong Kong China H-Shares Index	Hong Kong Time	Closed	09:15-12:00, 13:00-16:30, 17:15-24:00, 00:00 - 01:00	09:15-12:00, 13:00-16:30, 17:15-24:00	00:00 - 01:00
EURO50	EU Stocks 50 Index	Frankfurt Time	Closed	00:05-22:55	00:01-22:55	Closed
FRA40	CAC 40	Paris Time	Closed	02:31-21:55	02:31-21:55	Closed
GER30	DAX 30	Frankfurt Time	Closed	02:31-21:55	02:31-21:55	Closed
HK50	Hang Seng Index	Hong Kong Time	Closed	09:15-12:00, 13:00-16:25, 17:15-24:00, 00:00 - 02:45	09:15-12:00, 13:00-16:25, 17:15-24:00	00:00 - 02:45
JAPAN225	Nikkei 225	New York Time	18:05 - 24:00	00:00-16:55, 18:01 - 24:00	00:00-16:55	Closed
NAS100	NASDAQ 100	New York Time	18:01 - 24:00	00:00-16:15, 16:30-16:55, 18:01-24:00	00:00-16:15	Closed
SPAIN35	IBEX 35 Index	Madrid Time	Closed	02:31-21:55	02:31-21:55	Closed
SPX500	S&P 500	New York Time	18:01 - 24:00	00:00-16:15, 16:30-16:55, 18:01-24:00	00:00-16:15	Closed
UK100	FTSE 100 Index	London Time	23:05 - 24:00	00:00-21:55, 23:01 - 24:00	00:00-21:55	Closed
US30	Dow 30	New York Time	18:01 - 24:00	00:00-16:15, 16:30-16:55, 18:01-24:00	00:00-16:15	Closed
USDX	US Dollar Index	New York Time	20:01 - 24:00	00:00-16:40, 20:01-24:00	00:00-16:40	Closed

Shares CFDs

Stock trading of the world's Top 500 enterprises. With the help of leverage, trading shares using CFDs allows you to access the opportunities of rising and falling stock markets without the need for engaging full capital which is normally needed when owning the actual shares.



STP & ECN Shares CFDs Trading Conditions

Symbol	Trading Product Name	Typical Spread	Commission (USD/Standard Lot)	Min.Initial Margin	Max.Leverage	Hedged Position Margin Requirement	Maintenance Margin	Contract Size per Standard Lot	Min.StopLoss / Limit Order Distance	Min. / Max.Trade Size in Standard Lot	Min.Trade Size Increment	Tick Size
AAPL	Apple Inc.	0.45	0	5.00%	1:20	10%	5.00%	100 shares	0.45	0.01 / 10	0.01	0.01
BABA	Alibaba Group Holding Ltd	0.45	0	5.00%	1:20	10%	5.00%	100 shares	0.45	0.01 / 10	0.01	0.01
AMZN	Amazon.com, Inc.	1.8	0	5.00%	1:20	10%	5.00%	100 shares	1.8	0.01 / 10	0.01	0.01
T	AT&T Inc.	0.15	0	5.00%	1:20	10%	5.00%	100 shares	0.15	0.01 / 10	0.01	0.01
BIDU	Baidu Inc.	0.5	0	5.00%	1:20	10%	5.00%	100 shares	0.5	0.01 / 10	0.01	0.01
BA	Boeing Co	0.65	0	5.00%	1:20	10%	5.00%	100 shares	0.65	0.01 / 10	0.01	0.01
CHL	China Mobile Ltd.	0.15	0	5.00%	1:20	10%	5.00%	100 shares	0.15	0.01 / 10	0.01	0.01
CSCO	Cisco Systems, Inc.	0.13	0	5.00%	1:20	10%	5.00%	100 shares	0.13	0.01 / 10	0.01	0.01
C	Citigroup Inc.	0.28	0	5.00%	1:20	10%	5.00%	100 shares	0.28	0.01 / 10	0.01	0.01
CVX	Chevron Corporation	0.24	0	5.00%	1:20	10%	5.00%	100 shares	0.24	0.01 / 10	0.01	0.01
DIS	Walt Disney Co.	0.5	0	5.00%	1:20	10%	5.00%	100 shares	0.5	0.01 / 10	0.01	0.01
XOM	Exxon Mobil Corporation	0.19	0	5.00%	1:20	10%	5.00%	100 shares	0.19	0.01 / 10	0.01	0.01
FB	Facebook Inc.	0.4	0	5.00%	1:20	10%	5.00%	100 shares	0.4	0.01 / 10	0.01	0.01
GOOG	Alphabet Inc. (Google)	1.45	0	5.00%	1:20	10%	5.00%	100 shares	1.45	0.01 / 10	0.01	0.01
IBM	International Business Machines Corporation (IBM)	0.33	0	5.00%	1:20	10%	5.00%	100 shares	0.33	0.01 / 10	0.01	0.01
INTC	Intel Corporation	0.1	0	5.00%	1:20	10%	5.00%	100 shares	0.1	0.01 / 10	0.01	0.01
JD	JD.Com, Inc.	0.08	0	5.00%	1:20	10%	5.00%	100 shares	0.08	0.01 / 10	0.01	0.01
JNJ	Johnson & Johnson	0.28	0	5.00%	1:20	10%	5.00%	100 shares	0.28	0.01 / 10	0.01	0.01
JPM	J.P. Morgan Chase & Co.	0.26	0	5.00%	1:20	10%	5.00%	100 shares	0.26	0.01 / 10	0.01	0.01
KO	The Coca-Cola Company	0.11	0	5.00%	1:20	10%	5.00%	100 shares	0.11	0.01 / 10	0.01	0.01
MA	Mastercard Incorporated	0.3	0	5.00%	1:20	10%	5.00%	100 shares	0.3	0.01 / 10	0.01	0.01
MCD	Mcdonald's Corp.	0.45	0	5.00%	1:20	10%	5.00%	100 shares	0.45	0.01 / 10	0.01	0.01
MSFT	Microsoft Corporation	0.21	0	5.00%	1:20	10%	5.00%	100 shares	0.21	0.01 / 10	0.01	0.01
NVDA	NVIDIA Corporation	0.35	0	5.00%	1:20	10%	5.00%	100 shares	0.35	0.01 / 10	0.01	0.01
ORCL	Oracle Corporation	0.2	0	5.00%	1:20	10%	5.00%	100 shares	0.2	0.01 / 10	0.01	0.01
PEP	PepsiCo, Inc.	0.28	0	5.00%	1:20	10%	5.00%	100 shares	0.28	0.01 / 10	0.01	0.01
PG	The Procter & Gamble Company	0.2	0	5.00%	1:20	10%	5.00%	100 shares	0.2	0.01 / 10	0.01	0.01
SBUX	Starbucks Corporation	0.2	0	5.00%	1:20	10%	5.00%	100 shares	0.2	0.01 / 10	0.01	0.01
TM	Toyota Motor Corp.	0.3	0	5.00%	1:20	10%	5.00%	100 shares	0.3	0.01 / 10	0.01	0.01
TSLA	Tesla Inc.	1.03	0	5.00%	1:20	10%	5.00%	100 shares	1.03	0.01 / 10	0.01	0.01
V	Visa Inc.	0.23	0	5.00%	1:20	10%	5.00%	100 shares	0.23	0.01 / 10	0.01	0.01
VZ	Verizon Communications Inc.	0.2	0	5.00%	1:20	10%	5.00%	100 shares	0.2	0.01 / 10	0.01	0.01
WFC	Wells Fargo & Company	0.2	0	5.00%	1:20	10%	5.00%	100 shares	0.2	0.01 / 10	0.01	0.01
WMT	Walmart Inc.	0.28	0	5.00%	1:20	10%	5.00%	100 shares	0.28	0.01 / 10	0.01	0.01

Shares CFDs Trading Hours

Symbol	Description	Sunday (New York Time)	Monday to Friday (New York Time)	Saturday (New York Time)
AAPL	Apple Inc.	Closed	09:45 - 16:00	Closed
BABA	Alibaba Group Holding Ltd	Closed	09:45 - 16:00	Closed
AMZN	Amazon.com, Inc.	Closed	09:45 - 16:00	Closed
T	AT&T Inc.	Closed	09:45 - 16:00	Closed
BIDU	Baidu Inc.	Closed	09:45 - 16:00	Closed
BA	Boeing Co	Closed	09:45 - 16:00	Closed
CHL	China Mobile Ltd.	Closed	09:45 - 16:00	Closed
CSCO	Cisco systems, Inc.	Closed	09:45 - 16:00	Closed
C	Citigroup Inc.	Closed	09:45 - 16:00	Closed
CVX	Chevron Corporation	Closed	09:45 - 16:00	Closed
DIS	Walt Disney Co.	Closed	09:45 - 16:00	Closed
XOM	Exxon Mobil Corporation	Closed	09:45 - 16:00	Closed
FB	Facebook Inc.	Closed	09:45 - 16:00	Closed
GOOG	Alphabet Inc. (Google)	Closed	09:45 - 16:00	Closed
IBM	International Business Machines Corporation (IBM)	Closed	09:45 - 16:00	Closed
INTC	Intel Corporation	Closed	09:45 - 16:00	Closed
JD	JD.Com, Inc.	Closed	09:45 - 16:00	Closed
JNJ	Johnson & Johnson	Closed	09:45 - 16:00	Closed
JPM	J.P. Morgan Chase & Co.	Closed	09:45 - 16:00	Closed
KO	The Coca-Cola Company	Closed	09:45 - 16:00	Closed
MA	Mastercard Incorporated	Closed	09:45 - 16:00	Closed
MCD	Mcdonald's Corp.	Closed	09:45 - 16:00	Closed
MSFT	Microsoft Corporation	Closed	09:45 - 16:00	Closed
NVDA	NVIDIA Corporation	Closed	09:45 - 16:00	Closed
ORCL	Oracle Corporation	Closed	09:45 - 16:00	Closed
PEP	PepsiCo, Inc.	Closed	09:45 - 16:00	Closed
PG	The Procter & Gamble Company	Closed	09:45 - 16:00	Closed
SBUX	Starbucks Corporation	Closed	09:45 - 16:00	Closed
TM	Toyota Motor Corp.	Closed	09:45 - 16:00	Closed
TSLA	Tesla Inc.	Closed	09:45 - 16:00	Closed
V	Visa Inc.	Closed	09:45 - 16:00	Closed
VZ	Verizon Communications Inc.	Closed	09:45 - 16:00	Closed
WFC	Wells Fargo & Company	Closed	09:45 - 16:00	Closed
WMT	Walmart Inc.	Closed	09:45 - 16:00	Closed

Trading Conditions Guide

Trading Conditions Guide

1. Pips

A pip is the smallest price change that any currency or financial instrument can make. For most currency pairs, it is equal to a 0.0001 price change in the quote currency. In currencies with low unit price, a pip can represent 0.01 units, one notable example being the Japanese Yen. Gold 0.1 Oil 0.01

2. Transaction sizes

ZFX offers flexible transaction sizes throughout all its trading platforms. In addition, whenever the markets are open, our trading desk is available to assist you in placing orders, including transaction sizes greater than the ones stated in the conditions tables above.

3. Trading Hours

ZFX platform operates according to London time, starting from 22:05 Sunday to 24:00 Friday.

Our customer support are open 24/7, available for you by telephone, online and via email.

4. Expiry Date

ZFX's CN300, WTI and Brent oil are futures-based CFD, and as such have monthly expiries. The expiry of the CFD contract is intentionally several days before the respective futures contract to avoid expiry-related price volatility. Upon expiry, all trades and orders for the expiring CFD will be closed. Expiring contracts will be cash settled at the ZFX closing rate. When trading resumes post-expiry, ZFX price will then be based on the next-nearest expiring futures contract price.

Trading Conditions Guide

5. Overnight Funding

Overnight Funding, swap rate or rollover is defined as the overnight interest added or deducted for holding a position open overnight. Overnight Funding are determined by the overnight interest rate differential between the two currencies involved in the pair and whether the position is long or short.

Example 1:

EURUSD Short/Long Swap Rate:
2.74/-6.03
Position:
Sell 2 lots of EURUSD
Actual Swap Rate per Day:
2.74x2 = You Receive 5.48USD per Day

Position	Negative Swap	Positive Swap
Buy/Long	You Pay	You Receive
Sell/Short	You Pay	You Receive

Example 2:

USDCNH Short/Long Swap Rate:
30.03/-74.2
Position:
Buy 1 lot of USDCNH
Actual Swap Rate per Day:
-74.2x1 = You Pay 74.2CNH per Day

When convert to USD
(If USDCNH exchange rate: 7.00)
Actual Swap Rate in USD:
-74.2/7 = You Pay 10.6USD per Day

- Actual Swap Rate please refer to MT4 Contract Specification
- 3-days Swap applies on Wednesday to account for weekend rollovers

6. Leverage

When you trade FX and Gold products on a ZFX Mini Trading Account, you may use up to 1:2000 leverage depending on your trading account equity. For STP and ECN account, we offer up to 1:500 leverage.

Example :

A Mini Account trader has balance of 2500USD, and floating P/L is 600USD, hence the equity of the trading account = 3100USD. As the equity is more than 3000USD, our system will automatically reduce the leverage from 1:2000 to 1:1000.

Therefore, if the trader wants to open a position of Sell 1 lot of EURUSD (1.127/1.128), the required margin will be:
 $(1.127 \times 100000 \times 1) / 1000 = 112.7 \text{ USD}$

If the trader decided not to trade at the moment, and the floating P/L reduced to 300USD, hence the equity become 2800USD. As the equity is less than 3000USD now, our system will automatically raise the leverage from 1:1000 to 1:2000.

Therefore, if the trader wants to open the same position now, the required margin will be:
 $(1.127 \times 100000 \times 1) / 2000 = 56.35 \text{ USD}$

For risk management purpose, our system will automatically reduce your applicable maximum leverage if any increases in your trading account equity trigger the system to do so. Your existing trades will be affected by this change. Please refer to the leverage tiers below for more information

Only Applied for Mini Account

Trading Account Equity (USD)	Trading Account Equity (USD)
0-3,000	1 : 2000
>3,000-10,000	1 : 1000
>10,000-20,000	1 : 888
>20,000-50,000	1 : 600
>50,000-100,000	1 : 400
>100,000-200,000	1 : 200
>200,000	1 : 100

Trading Conditions Guide

7. Stop Out Level

A stop out level is a specific point at which all of a trader's active positions in the foreign exchange market are closed automatically by their broker, because of a decrease in their margin levels, meaning that they can no longer support the open positions.

Stop Out Level Example:

Stop Out Level = Equity/Margin

Trader A is trading with ZFX STP Account:

Current Equity : 300USD

Margin Used : 600USD

Margin Level = 50%

Since ZFX STP account's stop out level is 30%, therefore, the current position will not be closed automatically

Later, Trader A's Account equity drops

Current Equity : 180USD

Margin Used : 600USD

Margin Level : 30%

Since the Margin Level has reduced to 30%, and trigger the stop out level for STP account, the current position will be closed automatically to release the margin.

Stop out level:

Mini Account - 20%

STP Account - 30%

ECN Account - 50%

8. Dividend

A dividend is the distribution of a portion of the company's earnings, decided and managed by the company's board of directors, and paid to a class of its shareholders.

Dividends are payments made by publicly-listed companies as a reward to investors for putting their money into the venture.

All dividend are subject to our announcement, generally accompanied by a proportional increase or decrease in a company's stock price.

Dividend payment received when holding a long position:

Dividend Payment = Component Dividend (weighted, per stock index contract) × Position Size in Standard Lot × Contract Size per Standard Lot Currency Multiplier

Dividend charge deducted when holding a short position:

Dividend Charge = Component Dividend (weighted, per stock index contract) × Position Size in Standard Lot × Contract Size per Standard Lot Currency Multiplier

Position	Dividend
Sell/Short	You Pay
Buy/Long	You Receive

Example:

On 6th July 2020, HK50 dividend is \$9.149HKD

If Trader A has bought 3 lots of HK50 on 5th July and holding the position till 7th July, Trader A will receive dividend payment.

HK50 contract size: 50

Dividend: 9.149HKD

Dividend payment: 9.149 × 50 × 3 lots = 1372.35HKD

When convert to USD (If USDHKD Exchange Rate = 7.75)
1372.35/7.75 = 177.07USD

Trader A will receive 177.07USD as dividend payment

Contact Information

Risk Warning

ZFX Customer service

Email:

cs@zfx.com

Website:

www.zfx.com

Zeal Capital Market (Seychelles) Limited is a financial institution specializing in providing multi-asset trading services including currencies (foreign exchange, forex or FX), commodities, indices and shares to institutional and retail investors, and is mainly compensated for its broking services through bid/ask price differences (spread) and/or commissions.

Zeal Capital Market (Seychelles) Limited is part of Zeal Group, regulated as a Securities Dealer by the Financial Services Authority of Seychelles, license number: SD027. Its principal office is at: Suite C, Orion Mall, Palm Street, Victoria, Mahe, Seychelles.

Official Website: www.zfx.com

ZFX, Zeal, and the multi-coloured "Z" are trading names, service marks or trademarks of Zeal Group and may be used exclusively by its affiliated entities with permission.

© 2019 Zeal Capital Market (Seychelles) Limited. All rights reserved.

Risk Warning: Contracts for Difference (CFDs) are complex instruments and come with a high risk of losing money rapidly due to leverage. You may be required to make further deposits in order to meet your margin requirements.

You should consider whether you understand how CFDs work and whether you can afford to take the risk. The historical financial performance of any underlying instrument is no guarantee or indicator of future performance. Trading financial derivatives may not be suitable for all investors. Please ensure that you fully understand the risks involved and seek independent advice if necessary.

